



EAN code  
SHT-1/230V: 8595188130424  
SHT-1/UNI: 8595188130431  
SHT-1/2/230V: 8595188130400  
SHT-1/2/UNI: 8595188130417

Technical parameters	SHT-1	SHT-1/2
Supply terminals:	A1 - A2	
Voltage range:	AC/DC 12 – 240 V (AC 50-60 Hz)	
Burden (max.):	AC 0.5 – 2 VA/DC 0.4 – 2 W	
Voltage range:	AC 230 V (50-60 Hz)	
Burden:	AC max. 14 VA/2 W	
Max. dissipated power (Un + terminals):	3.5 W	5 W
Supply voltage tolerance:	–15 %; +10 %	
Back-up supply:	yes	
Summer/winter time:	automatic	

Output		
Contact type:	1x changeover/SPDT (AgSnO <sub>2</sub> )	2x changeover/SPDT (AgSnO <sub>2</sub> )
Current rating:	16 A/AC1; 1 HP 240 Vac, 1/2 HP 120 Vac; PD. B300	
Breaking capacity:	4000 VA/AC1, 384 W/DC	
Inrush current:	30 A/< 3 s	
Switching voltage:	250 V AC/24 V DC	
Mechanical life:	30.000.000 ops.	
Electrical life (AC1):	100.000 ops.	

Time circuit		
Power back-up:	up to 3 years	
Accuracy:	max. ±1s/day at 23 °C (73.4 °F)	
Minimum interval:	1 min	
Data stored for:	min. 10 years	
Cyclic output:	1 – 99 s	
Pulse output:	1 – 99 s	

Program circuit		
Number of memory places:	100	
Program:	daily, weekly, monthly, yearly	
Data readout:	LCD display, with back light	

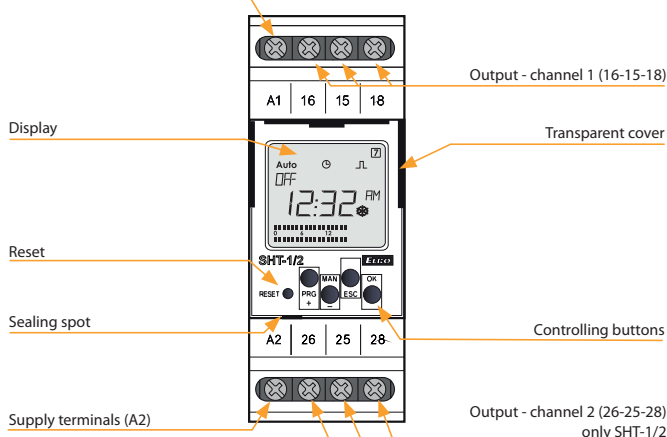
Other information		
Operating temperature:	–20 .. +55 °C (–4 .. 131 °F)	
Storage temperature:	–30 .. +70 °C (–22 .. 158 °F)	
Dielectric strength:	AC 4 kV (supply - output)	
Operating position:	any	
Mounting:	DIN rail EN 60715	
Protection degree:	IP10 clips, IP40 from front panel	
Overvoltage category:	III.	
Pollution degree:	2	
Cross-wire section – solid/stranded with ferrule (mm <sup>2</sup> ):	max. 2x 2.5 or 1x 4/ max. 1x 2.5 or 2x 1.5 (AWG 12)	
Dimensions:	90 × 35 × 64 mm (3.5" × 1.4" × 2.5")	
Weight:	(UNI) – 117 g (4.13 oz), (230) – 115 g (4.06 oz)	(UNI) – 132 g (4.7 oz), (230) – 128 g (4.5 oz)
Standards:	EN 61812-1	

- It serves to control various types of appliances depending on real time with the possibility of daily, weekly, monthly and yearly programs.
- Switching: according to program (AUTO)/permanently manually (MAN)/random (R).
- Choice of 1-channel or 2-channel design, each channel is adjustable individually.
- Sealable transparent front panel cover, easy control with 4 buttons.
- Cyclic/pulse output option.
- Real time backup - up to 3 years using built-in battery.
- Automatic summer/winter time transition (can be switched off in settings).
- Supply voltage is divided into two types: AC 230 V or AC/DC 12 – 240 V.

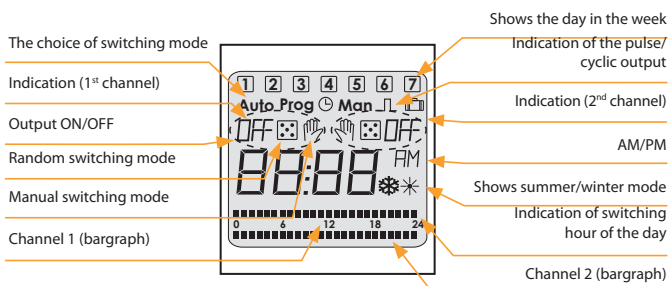
## Description

SHT-1/2

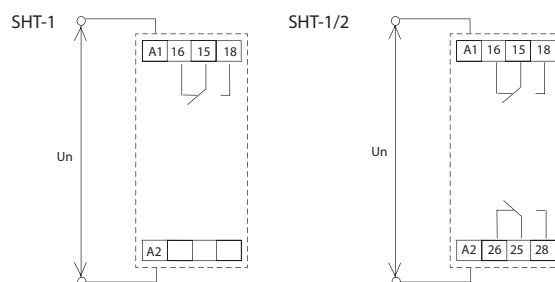
Supply terminals (A1)



## Description of displayed elements on the screen



## Connection



## Symbol

